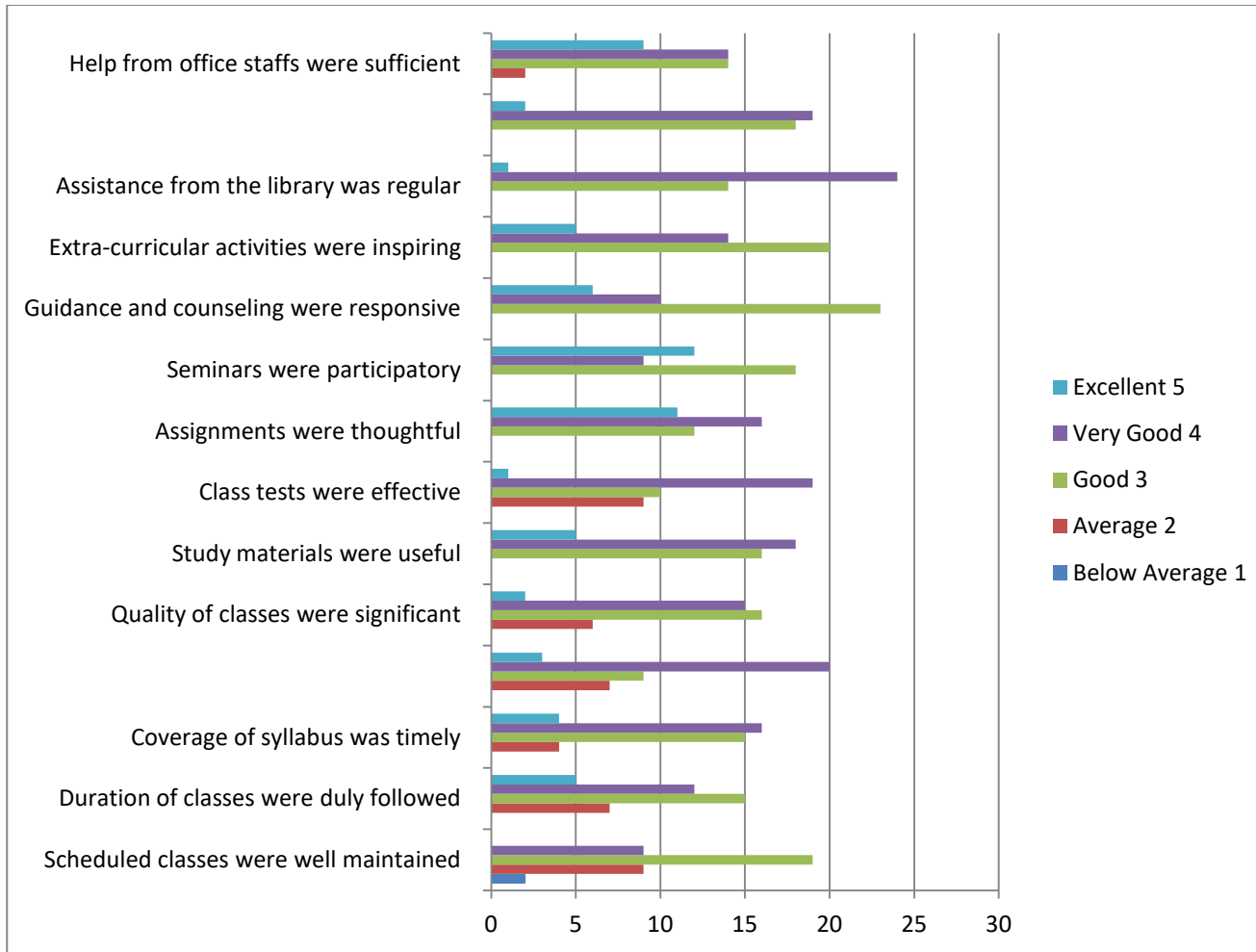


Department Wise Students' Feedback Report
Hiralal Bhakat College
Nalhati, Birbhum
Academic Year: 2021-2022

Analyzing Students' Feedback against specific parameters such as class routine, regularity, library staff cooperation, cleanliness, hygiene, approachability of principal, office staff cooperation, and teacher approachability reflects valuable insights into areas of strength and opportunities for improvement. By adopting a systematic approach to data analysis, our colleges can effectively address students' concerns, enhance the overall educational experience, and build trust within the educational community. Students' feedback analysis of each departments as well as the college has been summarized as below:

Sl. No.	Departments	Feedback Scenarios	Remarks																																																																														
1	Philosophy (16)	<table border="1" style="display: none;"> <caption>Feedback Scenarios Data for Philosophy Department</caption> <thead> <tr> <th>Scenario</th> <th>Excellent 5</th> <th>Very Good 4</th> <th>Good 3</th> <th>Average 2</th> <th>Below Average 1</th> </tr> </thead> <tbody> <tr> <td>Help from office staffs were sufficient</td> <td>0</td> <td>3</td> <td>10</td> <td>0</td> <td>0</td> </tr> <tr> <td>Assistance from the library was regular</td> <td>0</td> <td>4</td> <td>12</td> <td>0</td> <td>0</td> </tr> <tr> <td>Extra-curricular activities were inspiring</td> <td>0</td> <td>6</td> <td>10</td> <td>0</td> <td>0</td> </tr> <tr> <td>Guidance and counseling were responsive</td> <td>1</td> <td>5</td> <td>5</td> <td>4</td> <td>0</td> </tr> <tr> <td>Seminars were participatory</td> <td>1</td> <td>6</td> <td>5</td> <td>4</td> <td>0</td> </tr> <tr> <td>Assignments were thoughtful</td> <td>0</td> <td>6</td> <td>10</td> <td>0</td> <td>0</td> </tr> <tr> <td>Class tests were effective</td> <td>1</td> <td>9</td> <td>6</td> <td>0</td> <td>0</td> </tr> <tr> <td>Study materials were useful</td> <td>1</td> <td>10</td> <td>6</td> <td>0</td> <td>0</td> </tr> <tr> <td>Quality of classes were significant</td> <td>1</td> <td>8</td> <td>4</td> <td>3</td> <td>0</td> </tr> <tr> <td>Coverage of syllabus was timely</td> <td>1</td> <td>4</td> <td>9</td> <td>2</td> <td>0</td> </tr> <tr> <td>Duration of classes were duly followed</td> <td>1</td> <td>4</td> <td>10</td> <td>0</td> <td>0</td> </tr> <tr> <td>Scheduled classes were well maintained</td> <td>1</td> <td>3</td> <td>12</td> <td>0</td> <td>0</td> </tr> </tbody> </table>	Scenario	Excellent 5	Very Good 4	Good 3	Average 2	Below Average 1	Help from office staffs were sufficient	0	3	10	0	0	Assistance from the library was regular	0	4	12	0	0	Extra-curricular activities were inspiring	0	6	10	0	0	Guidance and counseling were responsive	1	5	5	4	0	Seminars were participatory	1	6	5	4	0	Assignments were thoughtful	0	6	10	0	0	Class tests were effective	1	9	6	0	0	Study materials were useful	1	10	6	0	0	Quality of classes were significant	1	8	4	3	0	Coverage of syllabus was timely	1	4	9	2	0	Duration of classes were duly followed	1	4	10	0	0	Scheduled classes were well maintained	1	3	12	0	0	<p>Students' Feedback Form in Philosophy department based on a rating scale ranging from "Below Average" to "Excellent" against specific parameters has been analyzed. Here the overall reflection of the concerned students indicates a satisfactory level, ranges between Good to very good. A few below rating feedbacks are also indicates some weaknesses which must be overcome very soon from our college end.</p>
Scenario	Excellent 5	Very Good 4	Good 3	Average 2	Below Average 1																																																																												
Help from office staffs were sufficient	0	3	10	0	0																																																																												
Assistance from the library was regular	0	4	12	0	0																																																																												
Extra-curricular activities were inspiring	0	6	10	0	0																																																																												
Guidance and counseling were responsive	1	5	5	4	0																																																																												
Seminars were participatory	1	6	5	4	0																																																																												
Assignments were thoughtful	0	6	10	0	0																																																																												
Class tests were effective	1	9	6	0	0																																																																												
Study materials were useful	1	10	6	0	0																																																																												
Quality of classes were significant	1	8	4	3	0																																																																												
Coverage of syllabus was timely	1	4	9	2	0																																																																												
Duration of classes were duly followed	1	4	10	0	0																																																																												
Scheduled classes were well maintained	1	3	12	0	0																																																																												

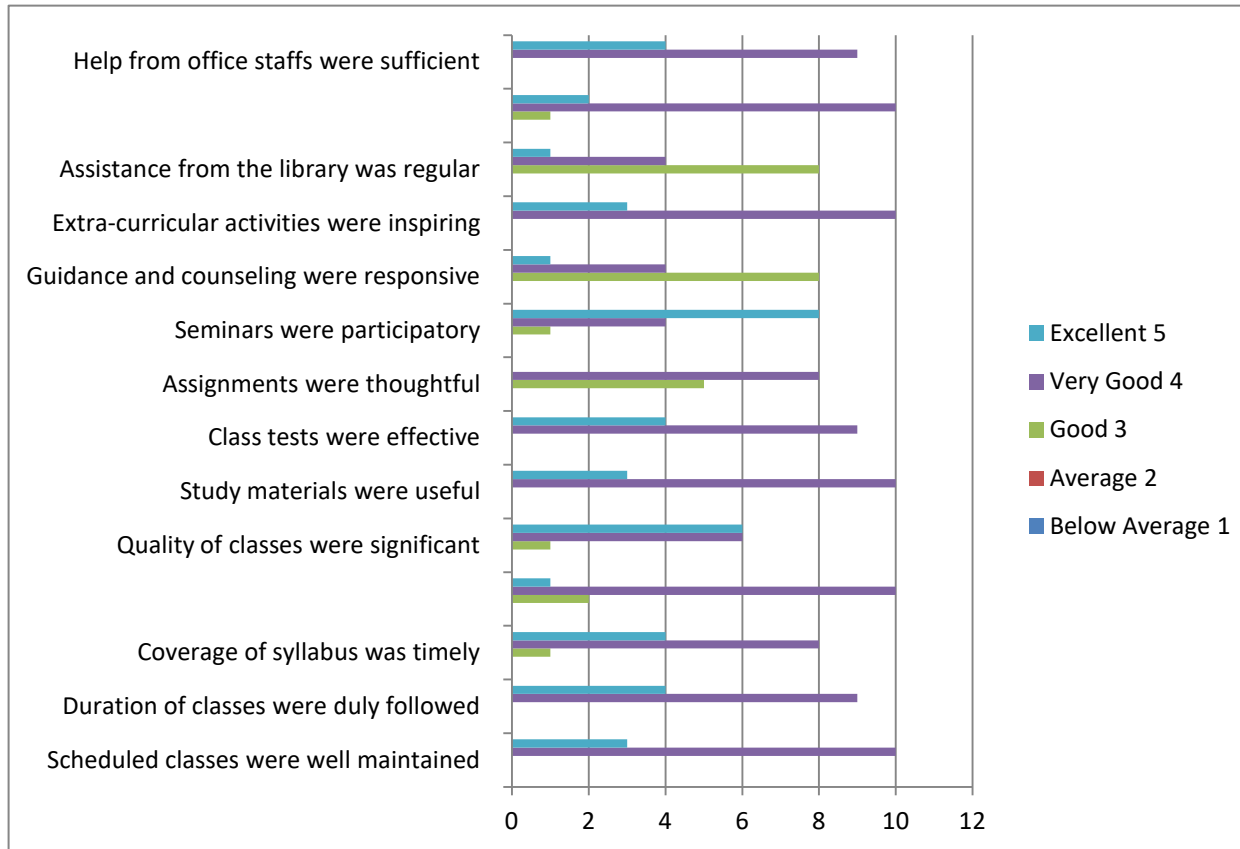
2 History (39)



This report presents an analysis of Student feedback collected for the History Department, focusing on 39 responses. The feedback indicates a positive perception of the department's performance, with results ranging from "Good" to "very Good." The strength of teaching faculty increased in this academic year

3

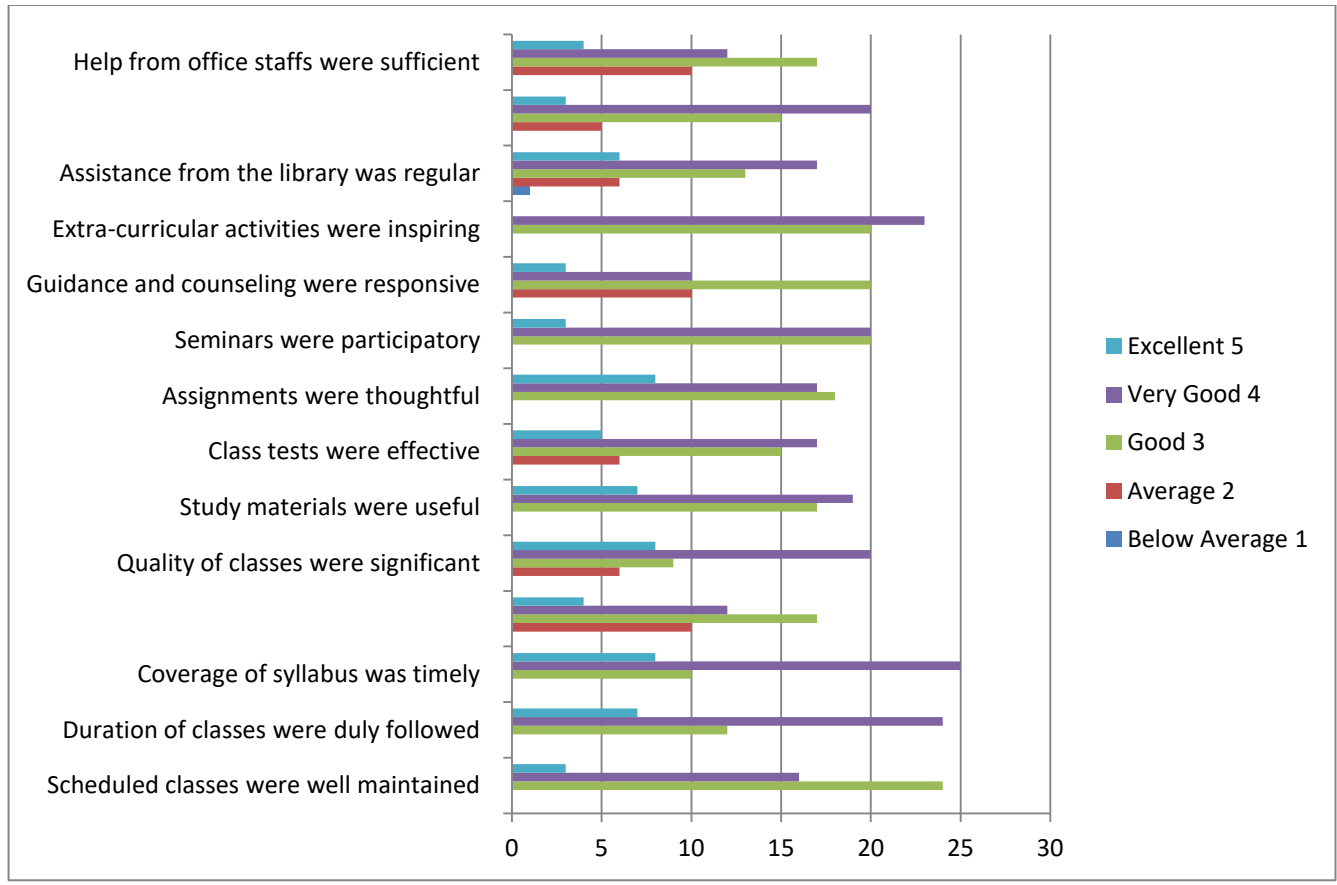
Geography
(13)



The feedback received from students for the Geography Department indicates a high level of satisfaction and appreciation for the department's performance. The accolades received for teaching excellence, curriculum relevance, faculty support, and facilities highlight the department's commitment to providing a high-quality educational experience that meets and exceeds students' expectations. The strength of teaching faculty increased in this academic year. The feedback indicates a very positive perception of the department's performance, with results ranging from "Very Good" to "Excellent."

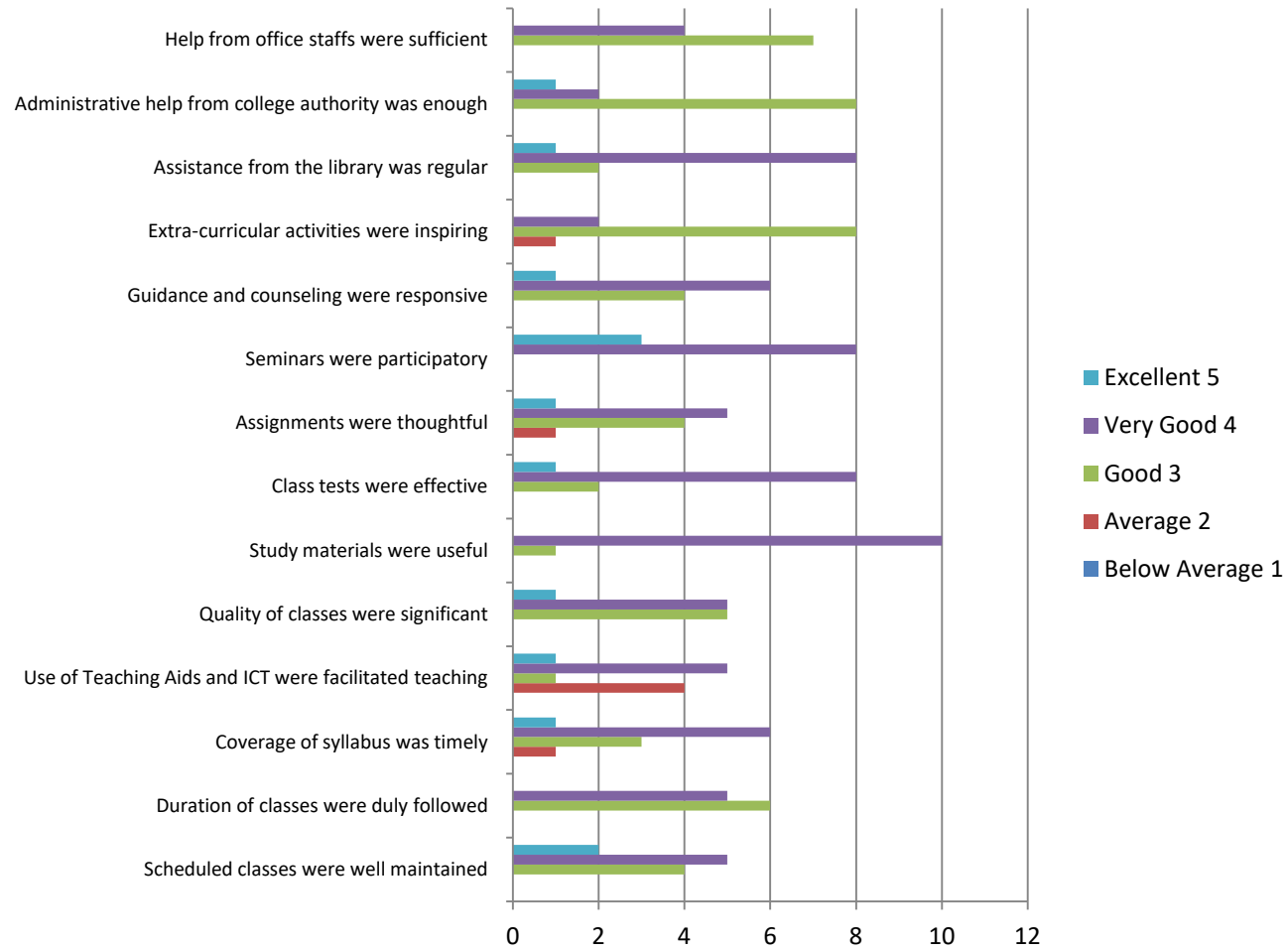
4

English (43)



The feedback received from students for the English Department indicates a high level of satisfaction and appreciation for the department's performance. The accolades received for teaching excellence, curriculum relevance, faculty support, and facilities highlight the department's commitment to providing a high-quality educational experience that meets and exceeds students' expectations. Overall positive feedback there is room for improvement like, coverage of syllabus, Assignment etc.

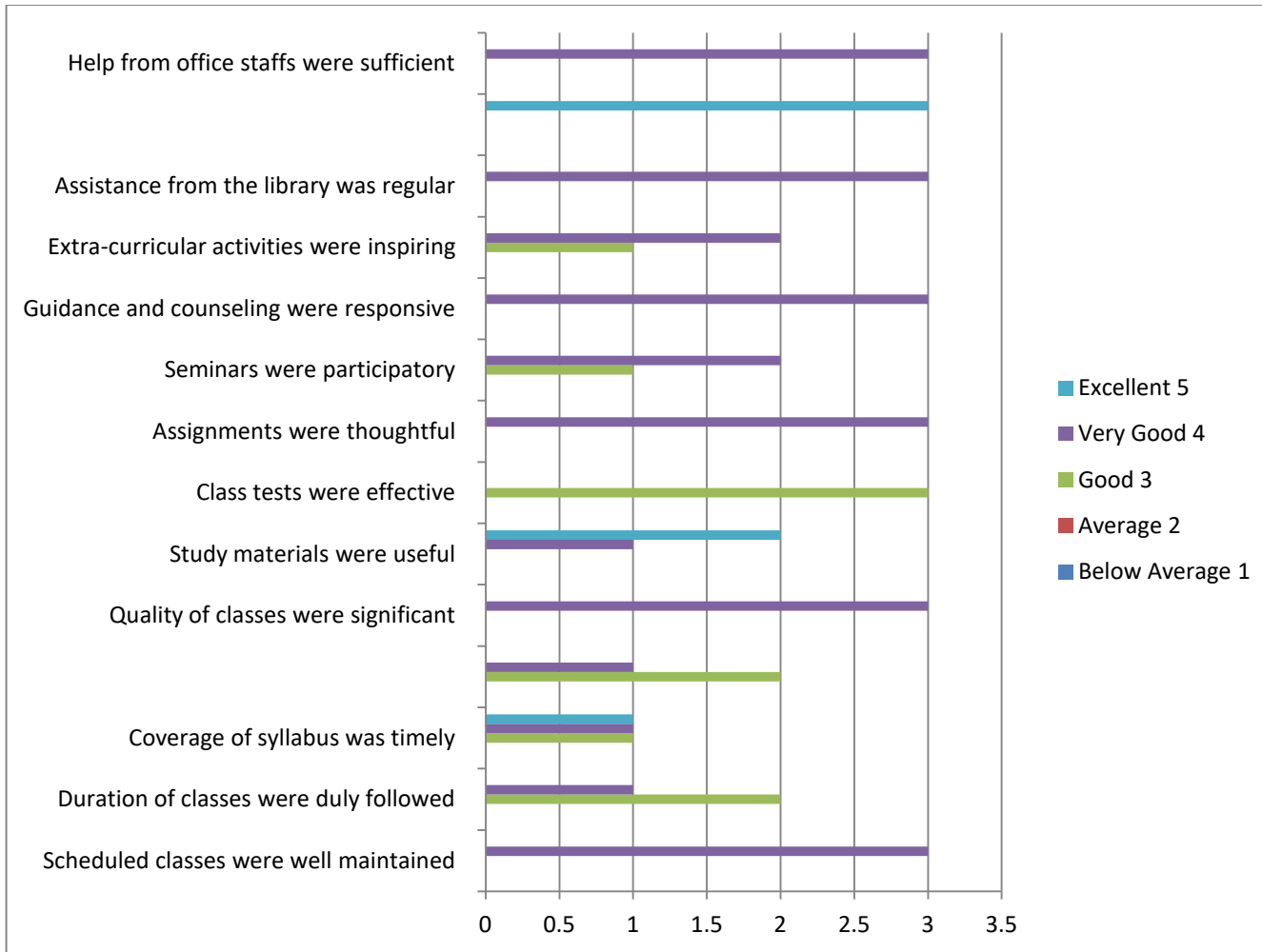
5 Sanskrit (11)



This report presents an analysis of student feedback collected for the Sanskrit Department, focusing on 11 responses. The feedback indicates a positive perception of the department's performance, with results ranging from "Good" to "Very Good" to "Excellent." There is room for improvement like Use of Teaching Aids and ICT, Extracurricular Activities, coverage of syllabus etc.

6

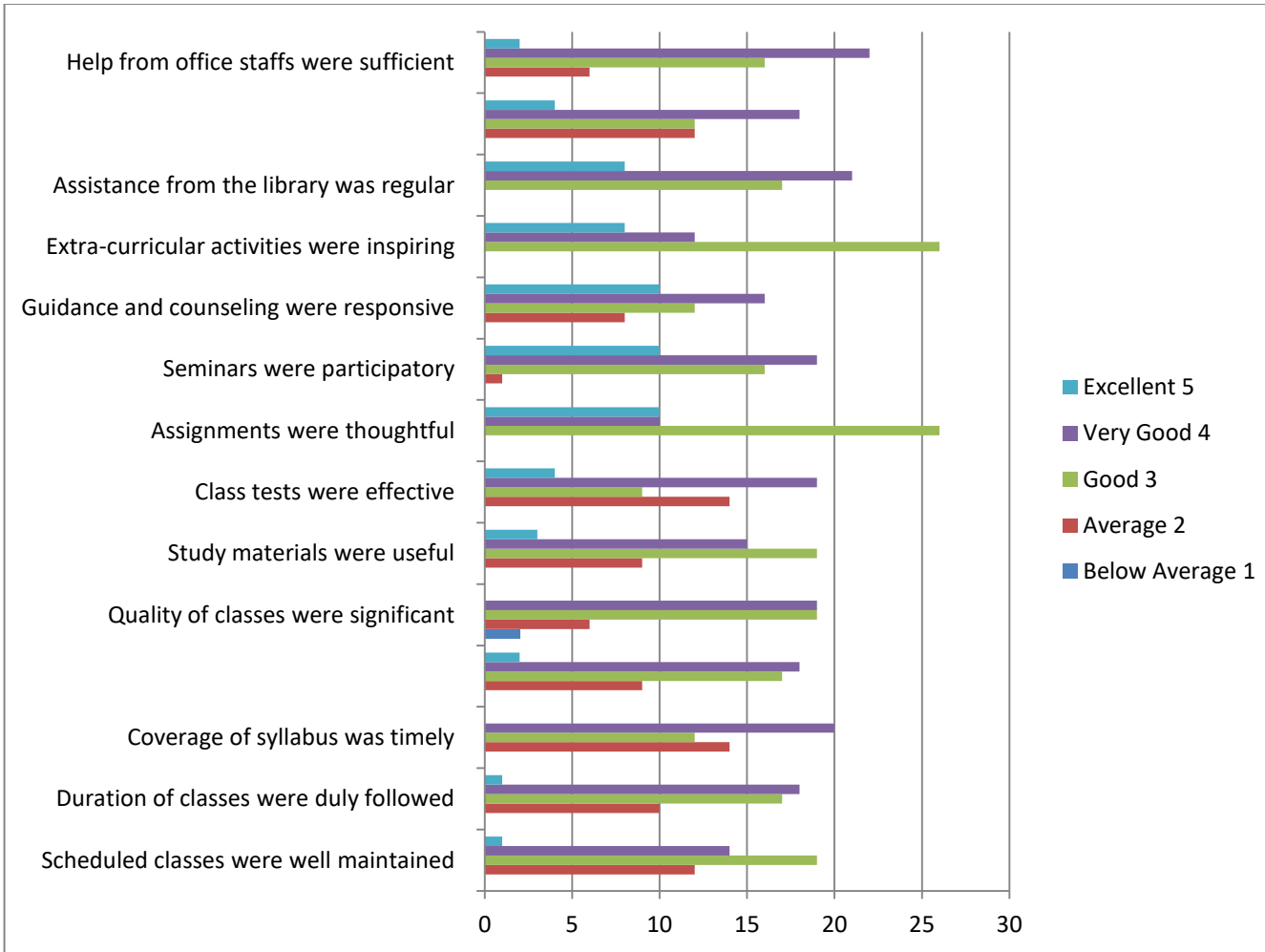
Commerce
(03)



This report presents an analysis of students' feedback collected for the Commerce Department, focusing on 03 responses. The feedback indicates a positive perception of the department's performance, with results ranging from "Good to Very good" and few cases "Excellent"

7

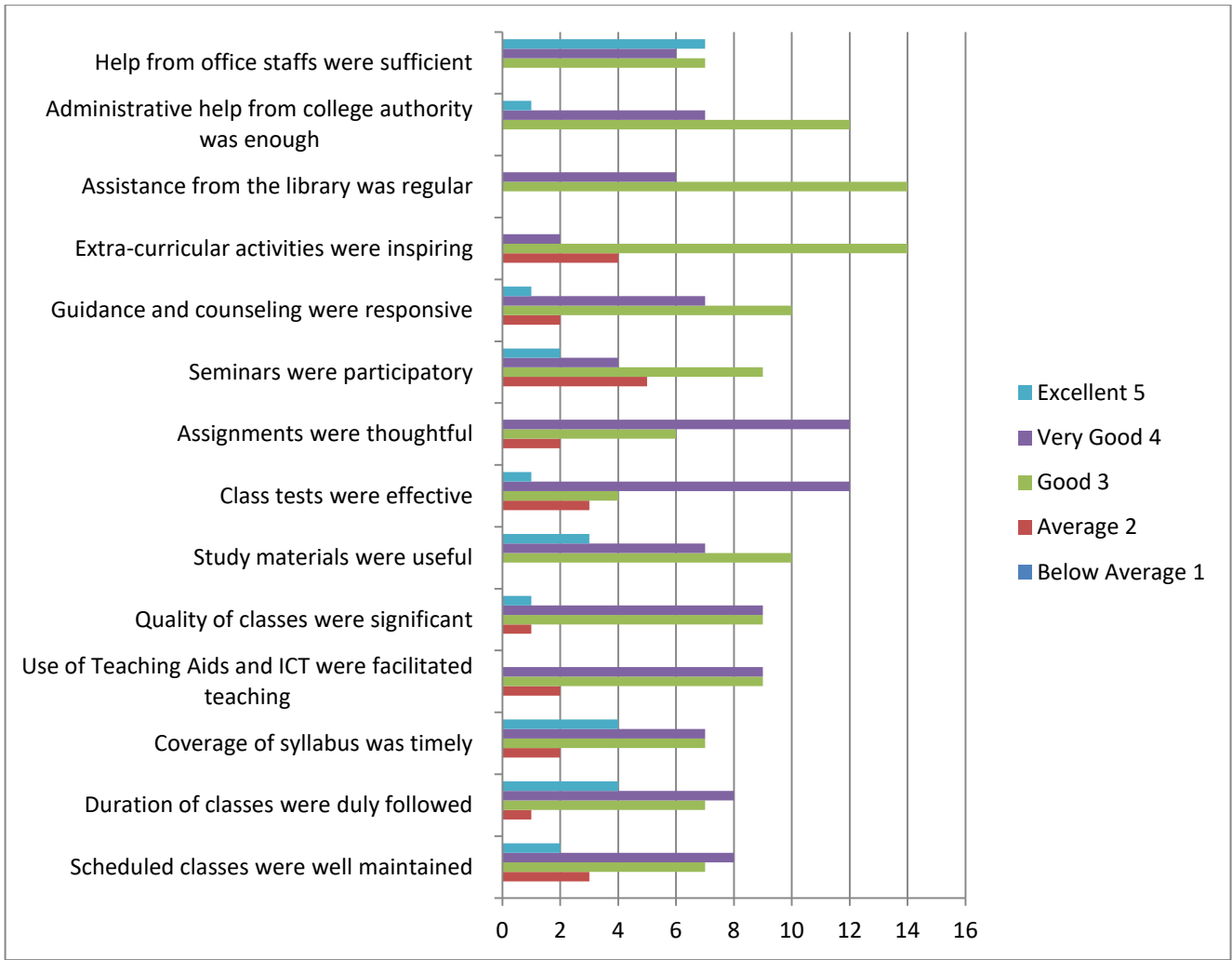
Bengali (46)



This report presents an analysis of student feedback collected for the Bengali Department, focusing on 46 responses. The feedback indicates a satisfactory to very good level of satisfaction with the department's performance. The strength of teaching faculty increased in this academic year, which enhances the departmental performance a lot. Above all there is a room for improvement in different aspects like maintaining scheduled class. Duration of class, effective class test etc.

8

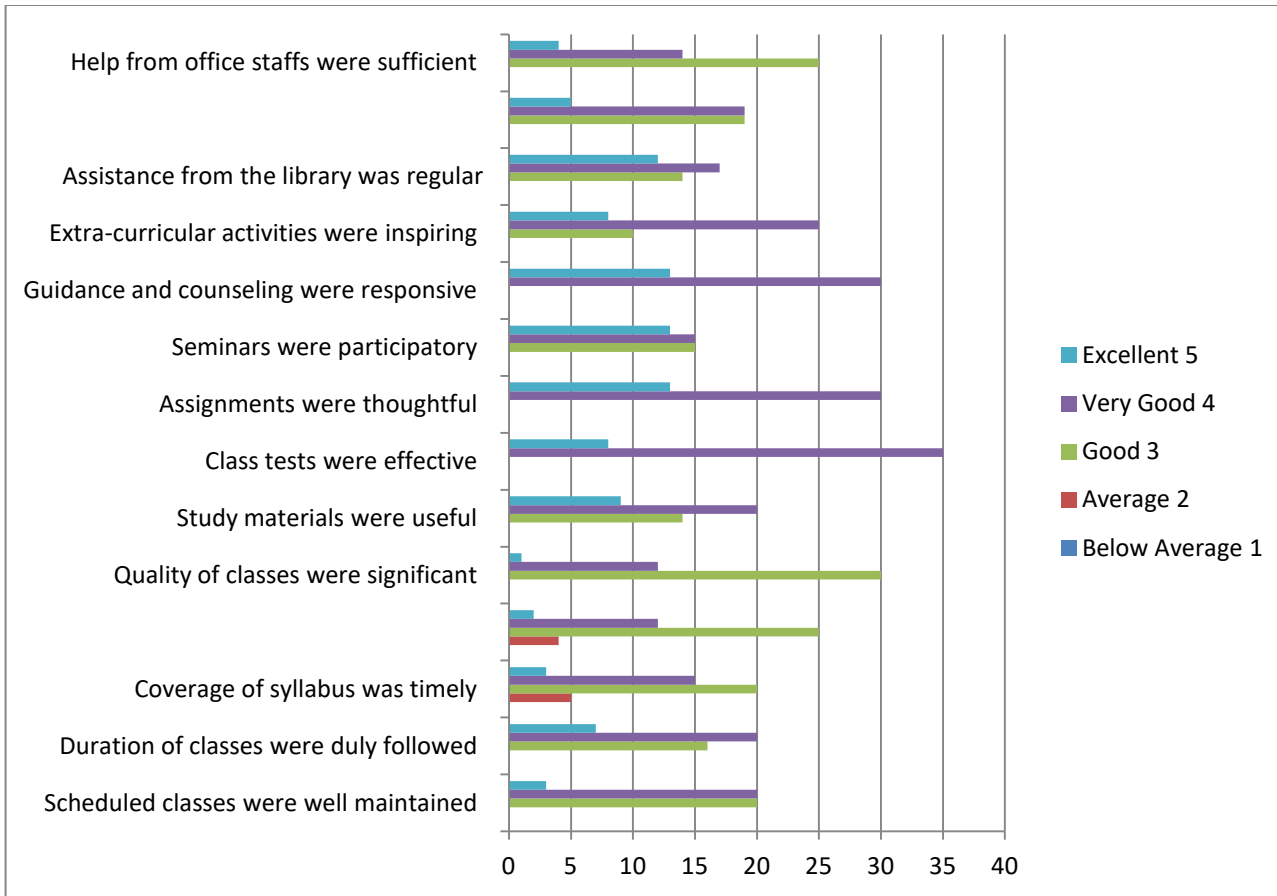
Political Science (20)



The feedback received from students for the political Science Department indicates a generally positive perception and satisfaction with the department's performance. While the majority of feedback falls within the "Good" to "Very Good" and few cases "Excellent" categories. There is room for improvement in certain areas (like scheduled classes duration of classes and arrangements of seminars, extracurricular activities) to elevate the department's performance further.

9

Physical Education, Mathematics, Urdu, Arabic, Physics, Computer Science (43)



The feedback received from students for the Department of Physical Education, Mathematics, Urdu, Arabic, Physics, and Computer Science (43) indicates a generally positive perception and satisfaction with the department's performance. While the majority of feedback falls within the "Good" to very good and "Excellent" categories, there is room for improvement in certain areas to elevate the department's performance further.

10	College Overall (234)	<table border="1"> <caption>Student Feedback Data (Approximate Values)</caption> <thead> <tr> <th>Parameter</th> <th>Excellent 5</th> <th>Very Good 4</th> <th>Good 3</th> <th>Average 2</th> <th>Below Average 1</th> </tr> </thead> <tbody> <tr> <td>Help from office staffs were sufficient</td> <td>30</td> <td>90</td> <td>100</td> <td>20</td> <td>0</td> </tr> <tr> <td>Assistance from the library was regular</td> <td>30</td> <td>100</td> <td>95</td> <td>15</td> <td>0</td> </tr> <tr> <td>Extra-curricular activities were inspiring</td> <td>25</td> <td>95</td> <td>110</td> <td>5</td> <td>0</td> </tr> <tr> <td>Guidance and counseling were responsive</td> <td>35</td> <td>90</td> <td>85</td> <td>25</td> <td>0</td> </tr> <tr> <td>Seminars were participatory</td> <td>50</td> <td>85</td> <td>85</td> <td>10</td> <td>0</td> </tr> <tr> <td>Assignments were thoughtful</td> <td>40</td> <td>105</td> <td>80</td> <td>5</td> <td>0</td> </tr> <tr> <td>Class tests were effective</td> <td>0</td> <td>130</td> <td>50</td> <td>30</td> <td>0</td> </tr> <tr> <td>Study materials were useful</td> <td>40</td> <td>110</td> <td>80</td> <td>10</td> <td>0</td> </tr> <tr> <td>Quality of classes were significant</td> <td>20</td> <td>95</td> <td>90</td> <td>25</td> <td>0</td> </tr> <tr> <td>Coverage of syllabus was timely</td> <td>30</td> <td>100</td> <td>80</td> <td>25</td> <td>0</td> </tr> <tr> <td>Duration of classes were duly followed</td> <td>30</td> <td>100</td> <td>85</td> <td>15</td> <td>0</td> </tr> <tr> <td>Scheduled classes were well maintained</td> <td>15</td> <td>85</td> <td>105</td> <td>25</td> <td>0</td> </tr> </tbody> </table>	Parameter	Excellent 5	Very Good 4	Good 3	Average 2	Below Average 1	Help from office staffs were sufficient	30	90	100	20	0	Assistance from the library was regular	30	100	95	15	0	Extra-curricular activities were inspiring	25	95	110	5	0	Guidance and counseling were responsive	35	90	85	25	0	Seminars were participatory	50	85	85	10	0	Assignments were thoughtful	40	105	80	5	0	Class tests were effective	0	130	50	30	0	Study materials were useful	40	110	80	10	0	Quality of classes were significant	20	95	90	25	0	Coverage of syllabus was timely	30	100	80	25	0	Duration of classes were duly followed	30	100	85	15	0	Scheduled classes were well maintained	15	85	105	25	0	<p>The feedback received from students across various parameters indicates a generally positive perception of the college's performance. While the majority of feedback is positive, there are areas that require attention and improvement to enhance the overall satisfaction levels further. Various improvements are required for the overall development of the college.</p>
Parameter	Excellent 5	Very Good 4	Good 3	Average 2	Below Average 1																																																																												
Help from office staffs were sufficient	30	90	100	20	0																																																																												
Assistance from the library was regular	30	100	95	15	0																																																																												
Extra-curricular activities were inspiring	25	95	110	5	0																																																																												
Guidance and counseling were responsive	35	90	85	25	0																																																																												
Seminars were participatory	50	85	85	10	0																																																																												
Assignments were thoughtful	40	105	80	5	0																																																																												
Class tests were effective	0	130	50	30	0																																																																												
Study materials were useful	40	110	80	10	0																																																																												
Quality of classes were significant	20	95	90	25	0																																																																												
Coverage of syllabus was timely	30	100	80	25	0																																																																												
Duration of classes were duly followed	30	100	85	15	0																																																																												
Scheduled classes were well maintained	15	85	105	25	0																																																																												
11	Conclusion	<p>This report offers a comprehensive overview of the student feedback received across different parameters related to the college's performance. It serves as a valuable resource for the college administration, faculty, and stakeholders to understand student perceptions, identify strengths and areas for improvement, and make informed decisions to enhance the overall educational experience and satisfaction levels within the college community.</p>																																																																															

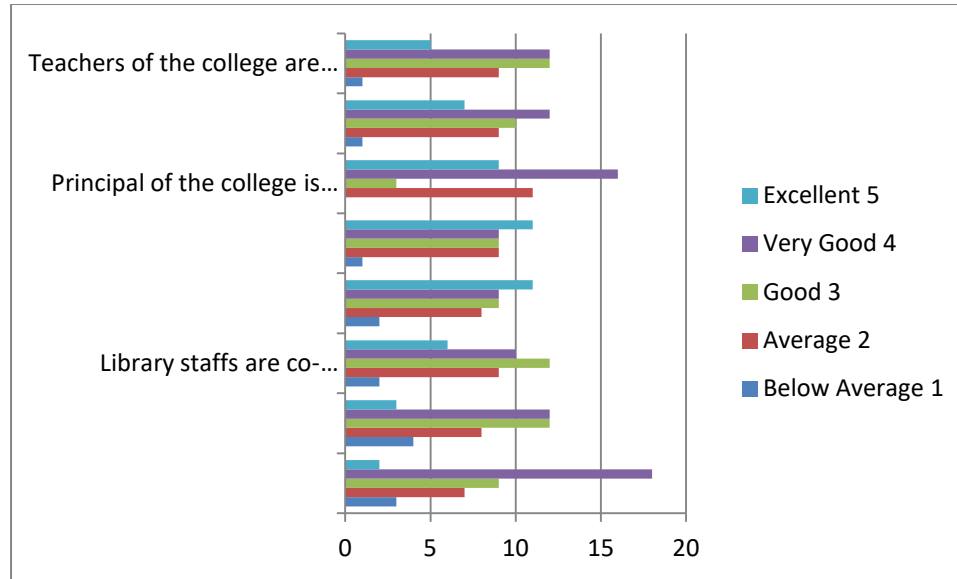
Parents' Feedback Analysis 2021-22
Hiralal Bhakat College
Nalhati, Birbhum

Analyzing parents' feedback against specific parameters such as class routine, regularity, library staff cooperation, cleanliness, hygiene, approachability of principal, office staff cooperation, and teacher approachability reflects valuable insights into areas of strength and opportunities for improvement. By adopting a systematic approach to data analysis, our colleges can effectively address parents' concerns, enhance the overall educational experience, and build trust within the educational community. Parents' feedback analysis of each departments as well as the college has been summarized as below:

Sl. No.	Departments	Feedback Scenarios	Remarks																								
1	Philosophy	<p>The chart displays the following data for the Philosophy department:</p> <table border="1"> <thead> <tr> <th>Scenario</th> <th>Excellent 5</th> <th>Very Good 4</th> <th>Good 3</th> <th>Average 2</th> <th>Below Average 1</th> </tr> </thead> <tbody> <tr> <td>Teachers of the college are...</td> <td>5</td> <td>5</td> <td>4</td> <td>2</td> <td>0</td> </tr> <tr> <td>Principal of the college is...</td> <td>4</td> <td>4</td> <td>3</td> <td>2</td> <td>1</td> </tr> <tr> <td>Library staffs are co-...</td> <td>4</td> <td>5</td> <td>3</td> <td>2</td> <td>1</td> </tr> </tbody> </table>	Scenario	Excellent 5	Very Good 4	Good 3	Average 2	Below Average 1	Teachers of the college are...	5	5	4	2	0	Principal of the college is...	4	4	3	2	1	Library staffs are co-...	4	5	3	2	1	<p>Parents' feedback in Philosophy department based on a rating scale ranging from "Below Average" to "Excellent" against specific parameters has been analyzed. Here the overall reflection of the concerned parents indicates a satisfactory level. Some below rating feedbacks are also indicates some weaknesses which must be overcome very soon from our college end.</p>
Scenario	Excellent 5	Very Good 4	Good 3	Average 2	Below Average 1																						
Teachers of the college are...	5	5	4	2	0																						
Principal of the college is...	4	4	3	2	1																						
Library staffs are co-...	4	5	3	2	1																						

2

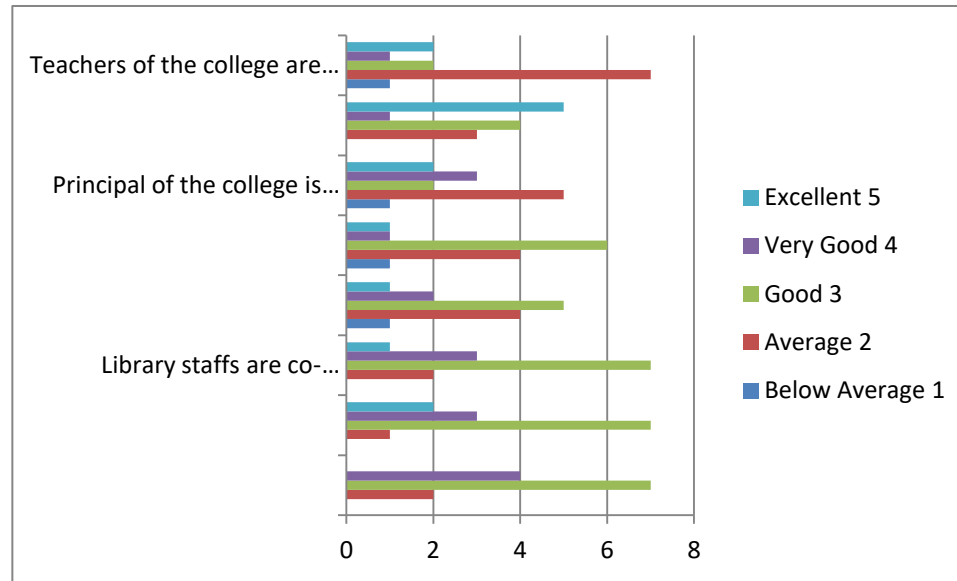
History



This report presents an analysis of parent feedback collected for the History Department, focusing on 21 responses. The feedback indicates a positive perception of the department's performance, with results ranging from "Good" to "Very Good."

3

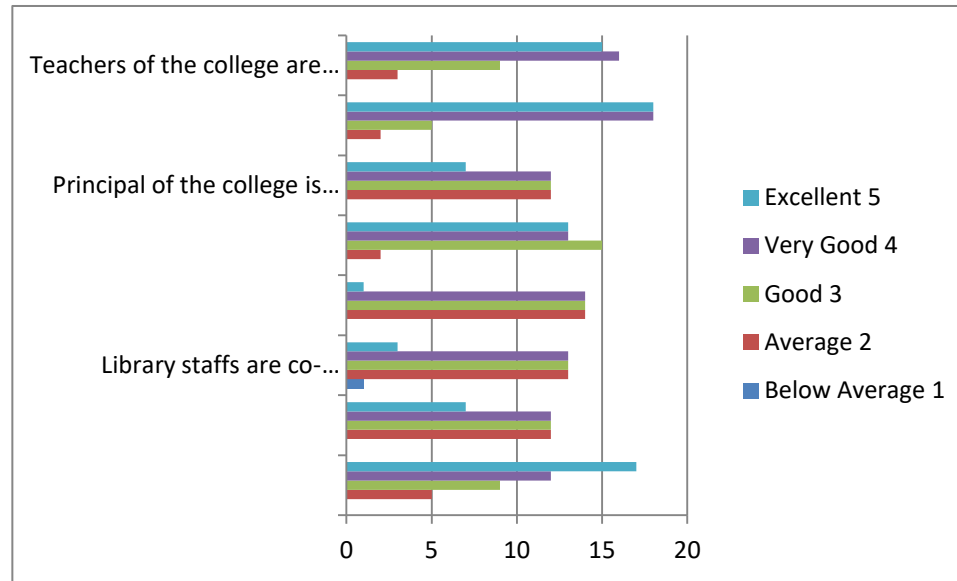
Geography



The feedback received from parents for the Geography Department indicates a high level of satisfaction and appreciation for the department's performance. The accolades received for teaching excellence, curriculum relevance, faculty support, and facilities highlight the department's commitment to providing a high-quality educational experience that meets and exceeds parents' expectations.

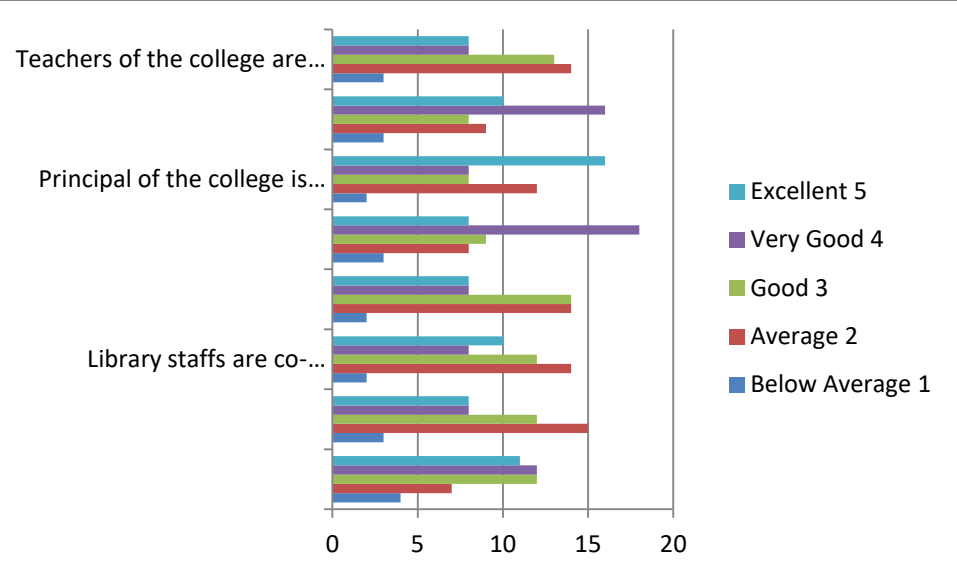
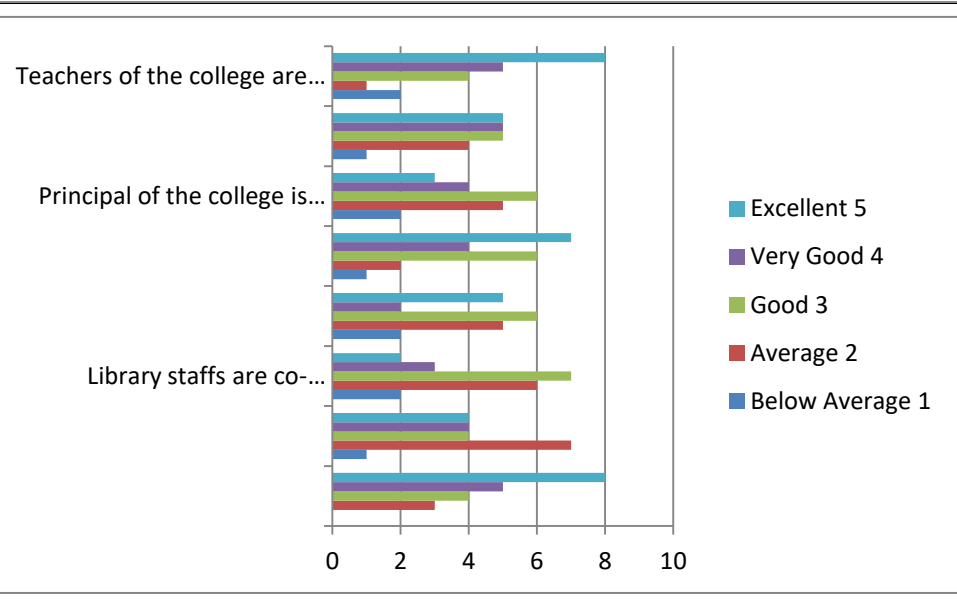
4

English



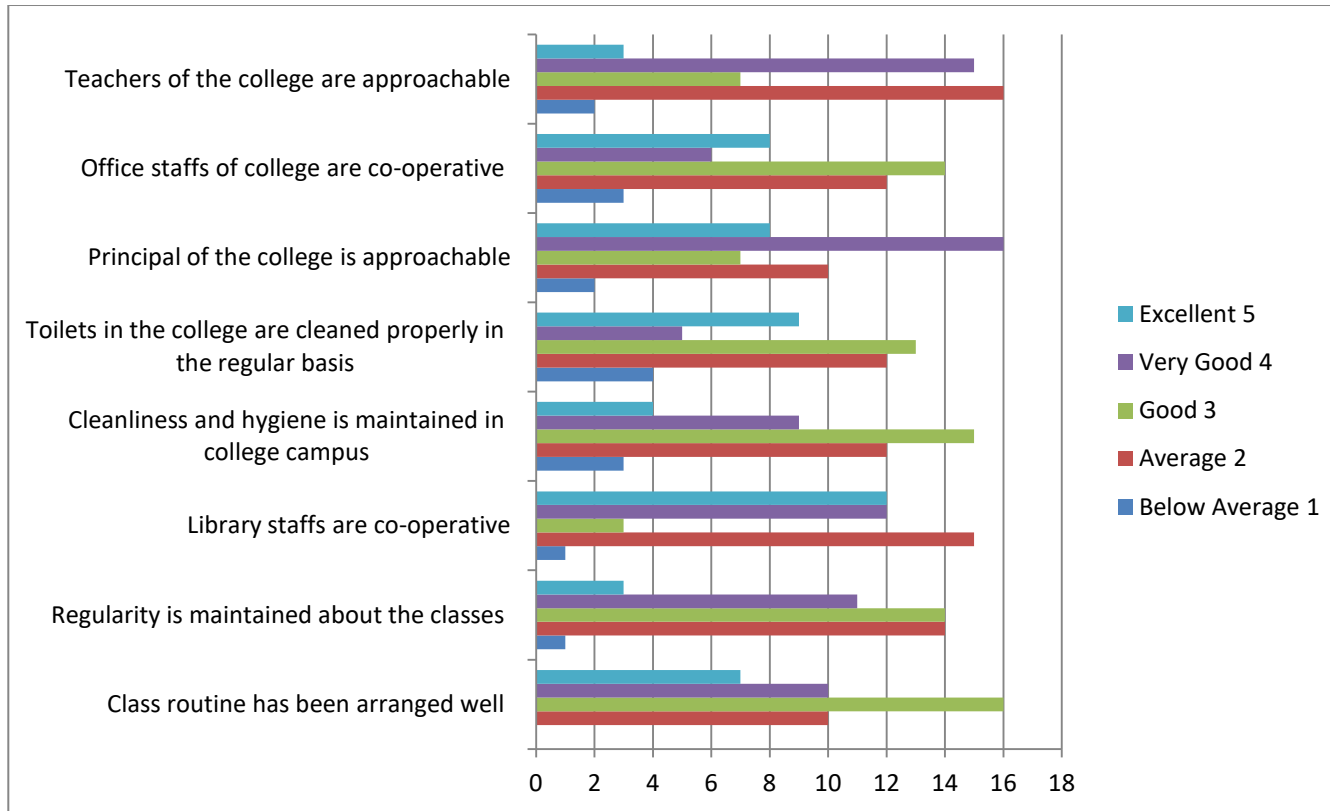
The feedback received from parents for the English Department indicates a high level of satisfaction and appreciation for the department's performance. The accolades received for teaching excellence, curriculum relevance, faculty support, and facilities highlight the department's commitment to providing a high-quality educational experience that meets and exceeds parents' expectations.

5	Commerce	<p>Teachers of the college are...</p> <p>Principal of the college is...</p> <p>Library staffs are co-...</p> <p>0 0.2 0.4 0.6 0.8 1 1.2</p> <p> ■ Excellent 5 ■ Very Good 4 ■ Good 3 ■ Average 2 ■ Below Average 1 </p>		<p>This report presents an analysis of parents' feedback collected for the Commerce Department, focusing on 03 responses. The feedback indicates a positive perception of the department's performance, with results ranging from "Good" to "Very Good" to "Excellent."</p>
6	Sanskrit	<p>Teachers of the college are...</p> <p>Principal of the college is...</p> <p>Library staffs are co-...</p> <p>0 1 2 3 4 5 6</p> <p> ■ Excellent 5 ■ Very Good 4 ■ Good 3 ■ Average 2 ■ Below Average 1 </p>		<p>This report presents an analysis of parent feedback collected for the Sanskrit Department, focusing on 12 responses. The feedback indicates a positive perception of the department's performance, with results ranging from "Good" to "Very Good" to "Excellent."</p>

<p>7</p> <p>Bengali</p>	 <p>Teachers of the college are...</p> <p>Principal of the college is...</p> <p>Library staffs are co-...</p> <p>0 5 10 15 20</p> <p>Excellent 5 Very Good 4 Good 3 Average 2 Below Average 1</p>	<p>This report presents an analysis of parent feedback collected for the Bengali Department, focusing on 43 responses. The feedback indicates a satisfactory to very good level of satisfaction with the department's performance.</p>
<p>8</p> <p>Political Science</p>	 <p>Teachers of the college are...</p> <p>Principal of the college is...</p> <p>Library staffs are co-...</p> <p>0 2 4 6 8 10</p> <p>Excellent 5 Very Good 4 Good 3 Average 2 Below Average 1</p>	<p>The feedback received from parents for the political Science Department indicates a generally positive perception and satisfaction with the department's performance. While the majority of feedback falls within the "Very Good" and "Satisfactory" categories, there is room for improvement in certain areas to elevate the department's performance further.</p>

9

Physical Education, Mathematics, Urdu, Arabic, Physics, Computer Science (43)



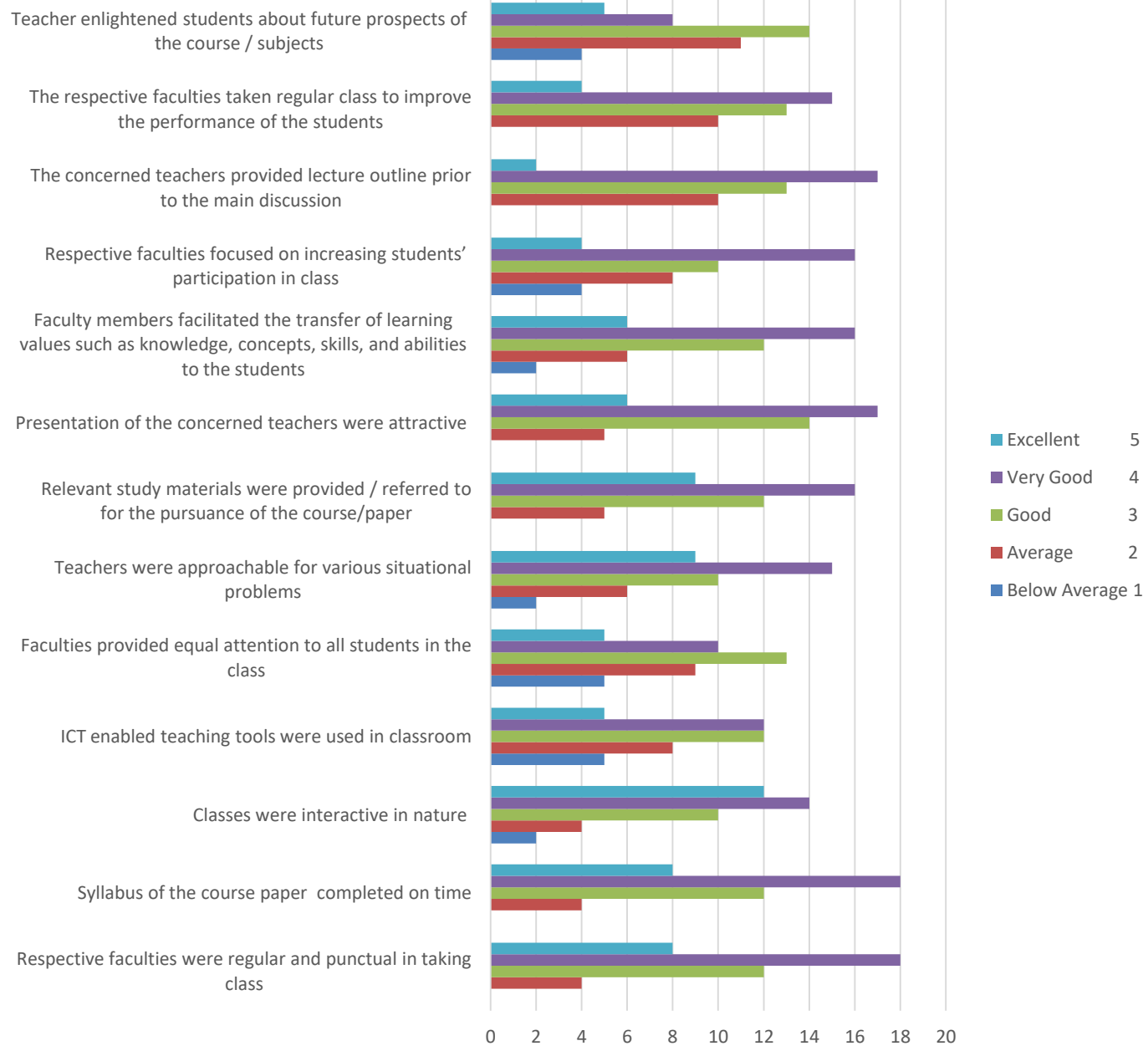
The feedback received from parents across various parameters indicates a generally positive perception of the college's performance. While the majority of feedback is positive, there are areas that require attention and improvement to enhance the overall satisfaction levels further.

10	College Overall(234)	<table border="1"> <caption>Parent Feedback Data (Estimated Percentages)</caption> <thead> <tr> <th>Parameter</th> <th>Excellent (5)</th> <th>Very Good (4)</th> <th>Good (3)</th> <th>Average (2)</th> <th>Below Average (1)</th> </tr> </thead> <tbody> <tr> <td>Teachers of the college are approachable</td> <td>50</td> <td>65</td> <td>55</td> <td>55</td> <td>10</td> </tr> <tr> <td>Office staffs of college are co-operative</td> <td>65</td> <td>65</td> <td>50</td> <td>45</td> <td>10</td> </tr> <tr> <td>Principal of the college is approachable</td> <td>55</td> <td>65</td> <td>45</td> <td>60</td> <td>10</td> </tr> <tr> <td>Toilets in the college are cleaned properly in the regular basis</td> <td>60</td> <td>55</td> <td>65</td> <td>40</td> <td>10</td> </tr> <tr> <td>Cleanliness and hygiene is maintained in college campus</td> <td>35</td> <td>50</td> <td>75</td> <td>65</td> <td>15</td> </tr> <tr> <td>Library staffs are co-operative</td> <td>45</td> <td>55</td> <td>60</td> <td>65</td> <td>10</td> </tr> <tr> <td>Regularity is maintained about the classes</td> <td>35</td> <td>55</td> <td>65</td> <td>60</td> <td>10</td> </tr> <tr> <td>Class routine has been arranged well</td> <td>50</td> <td>65</td> <td>60</td> <td>45</td> <td>10</td> </tr> </tbody> </table>	Parameter	Excellent (5)	Very Good (4)	Good (3)	Average (2)	Below Average (1)	Teachers of the college are approachable	50	65	55	55	10	Office staffs of college are co-operative	65	65	50	45	10	Principal of the college is approachable	55	65	45	60	10	Toilets in the college are cleaned properly in the regular basis	60	55	65	40	10	Cleanliness and hygiene is maintained in college campus	35	50	75	65	15	Library staffs are co-operative	45	55	60	65	10	Regularity is maintained about the classes	35	55	65	60	10	Class routine has been arranged well	50	65	60	45	10	<p>The feedback received from parents across various parameters indicates a generally positive perception of the college's performance. While the majority of feedback is positive, there are areas that require attention and improvement to enhance the overall satisfaction levels further.</p>
Parameter	Excellent (5)	Very Good (4)	Good (3)	Average (2)	Below Average (1)																																																				
Teachers of the college are approachable	50	65	55	55	10																																																				
Office staffs of college are co-operative	65	65	50	45	10																																																				
Principal of the college is approachable	55	65	45	60	10																																																				
Toilets in the college are cleaned properly in the regular basis	60	55	65	40	10																																																				
Cleanliness and hygiene is maintained in college campus	35	50	75	65	15																																																				
Library staffs are co-operative	45	55	60	65	10																																																				
Regularity is maintained about the classes	35	55	65	60	10																																																				
Class routine has been arranged well	50	65	60	45	10																																																				
11	Conclusion	<p>This report offers a comprehensive overview of the parent feedback received across different parameters related to the college's performance. It serves as a valuable resource for the college administration, faculty, and stakeholders to understand parent perceptions, identify strengths and areas for improvement, and make informed decisions to enhance the overall educational experience and satisfaction levels within the college community.</p>																																																							

Alumni Feedback Analysis 2021-22
Hiralal Bhakat College
Nalhati, Birbhum

Analyzing Alumni feedback against specific parameters such as class routine, regularity, library staff cooperation, cleanliness, hygiene, approachability of principal, office staff cooperation, and teacher approachability reflects valuable insights into areas of strength and opportunities for improvement. By adopting a systematic approach to data analysis, our colleges can effectively address Alumni concerns, enhance the overall educational experience, and build trust within the educational community. Alumni feedback analysis of each department as well as the college has been summarized as below:

Sl. No.	Departments	Feedback Scenarios	Remarks																																																																																				
1	Philosophy	<p>The chart displays the following data for each scenario:</p> <table border="1"> <thead> <tr> <th>Scenario</th> <th>Excellent (5)</th> <th>Very Good (4)</th> <th>Good (3)</th> <th>Average (2)</th> <th>Below Average (1)</th> </tr> </thead> <tbody> <tr> <td>Teacher enlightened students about future prospects of the course / subjects</td> <td>2</td> <td>6</td> <td>4</td> <td>3</td> <td>0</td> </tr> <tr> <td>The respective faculties taken regular class to improve the performance of the students</td> <td>2</td> <td>6</td> <td>4</td> <td>3</td> <td>0</td> </tr> <tr> <td>The concerned teachers provided lecture outline prior to the main discussion</td> <td>4</td> <td>5</td> <td>4</td> <td>2</td> <td>0</td> </tr> <tr> <td>Respective faculties focused on increasing students' participation in class</td> <td>3</td> <td>5</td> <td>4</td> <td>3</td> <td>0</td> </tr> <tr> <td>Faculty members facilitated the transfer of learning values such as knowledge, concepts, skills, and abilities to the students</td> <td>3</td> <td>4</td> <td>6</td> <td>2</td> <td>0</td> </tr> <tr> <td>Presentation of the concerned teachers were attractive</td> <td>3</td> <td>5</td> <td>5</td> <td>2</td> <td>0</td> </tr> <tr> <td>Relevant study materials were provided / referred to for the pursuance of the course/paper</td> <td>4</td> <td>6</td> <td>4</td> <td>1</td> <td>0</td> </tr> <tr> <td>Teachers were approachable for various situational problems</td> <td>3</td> <td>5</td> <td>5</td> <td>2</td> <td>0</td> </tr> <tr> <td>Faculties provided equal attention to all students in the class</td> <td>3</td> <td>5</td> <td>5</td> <td>2</td> <td>0</td> </tr> <tr> <td>ICT enabled teaching tools were used in classroom</td> <td>3</td> <td>4</td> <td>4</td> <td>4</td> <td>0</td> </tr> <tr> <td>Classes were interactive in nature</td> <td>5</td> <td>6</td> <td>2</td> <td>2</td> <td>0</td> </tr> <tr> <td>Syllabus of the course paper completed on time</td> <td>4</td> <td>7</td> <td>3</td> <td>1</td> <td>0</td> </tr> <tr> <td>Respective faculties were regular and punctual in taking class</td> <td>4</td> <td>7</td> <td>3</td> <td>1</td> <td>0</td> </tr> </tbody> </table>	Scenario	Excellent (5)	Very Good (4)	Good (3)	Average (2)	Below Average (1)	Teacher enlightened students about future prospects of the course / subjects	2	6	4	3	0	The respective faculties taken regular class to improve the performance of the students	2	6	4	3	0	The concerned teachers provided lecture outline prior to the main discussion	4	5	4	2	0	Respective faculties focused on increasing students' participation in class	3	5	4	3	0	Faculty members facilitated the transfer of learning values such as knowledge, concepts, skills, and abilities to the students	3	4	6	2	0	Presentation of the concerned teachers were attractive	3	5	5	2	0	Relevant study materials were provided / referred to for the pursuance of the course/paper	4	6	4	1	0	Teachers were approachable for various situational problems	3	5	5	2	0	Faculties provided equal attention to all students in the class	3	5	5	2	0	ICT enabled teaching tools were used in classroom	3	4	4	4	0	Classes were interactive in nature	5	6	2	2	0	Syllabus of the course paper completed on time	4	7	3	1	0	Respective faculties were regular and punctual in taking class	4	7	3	1	0	<p>Alumni feedback in Philosophy department based on a rating scale ranging from "Below Average" to "Excellent" against specific parameters has been analyzed. Here the overall reflection of the concerned Alumni indicates a satisfactory level. Some below rating feedbacks are also indicates some weaknesses which must be overcome very soon from our college end.</p>
Scenario	Excellent (5)	Very Good (4)	Good (3)	Average (2)	Below Average (1)																																																																																		
Teacher enlightened students about future prospects of the course / subjects	2	6	4	3	0																																																																																		
The respective faculties taken regular class to improve the performance of the students	2	6	4	3	0																																																																																		
The concerned teachers provided lecture outline prior to the main discussion	4	5	4	2	0																																																																																		
Respective faculties focused on increasing students' participation in class	3	5	4	3	0																																																																																		
Faculty members facilitated the transfer of learning values such as knowledge, concepts, skills, and abilities to the students	3	4	6	2	0																																																																																		
Presentation of the concerned teachers were attractive	3	5	5	2	0																																																																																		
Relevant study materials were provided / referred to for the pursuance of the course/paper	4	6	4	1	0																																																																																		
Teachers were approachable for various situational problems	3	5	5	2	0																																																																																		
Faculties provided equal attention to all students in the class	3	5	5	2	0																																																																																		
ICT enabled teaching tools were used in classroom	3	4	4	4	0																																																																																		
Classes were interactive in nature	5	6	2	2	0																																																																																		
Syllabus of the course paper completed on time	4	7	3	1	0																																																																																		
Respective faculties were regular and punctual in taking class	4	7	3	1	0																																																																																		

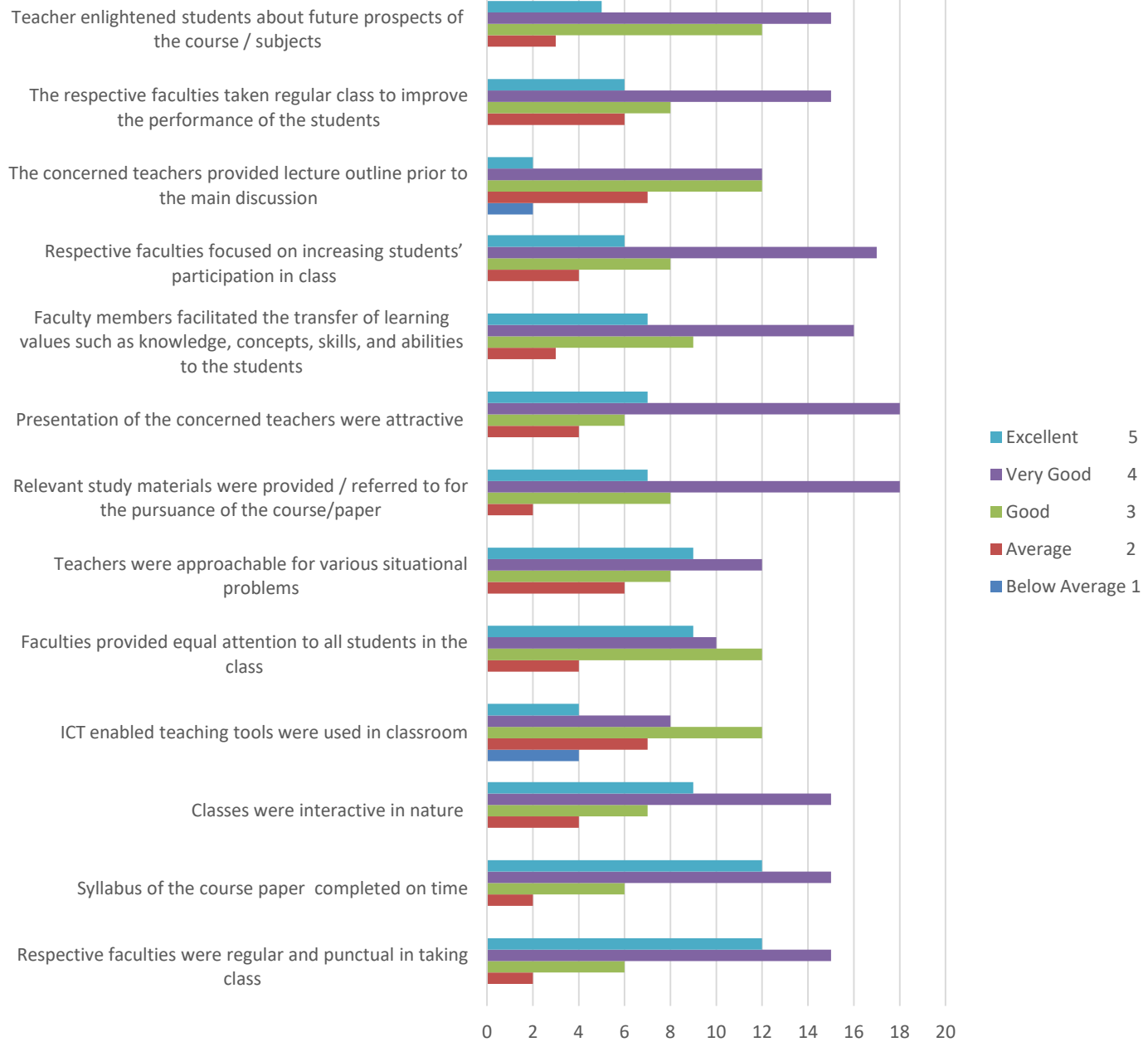


This report presents an analysis of Alumni feedback collected for the History Department, focusing on 42 responses. The feedback indicates a positive perception of the department's performance, with results ranging from "Good" to "Very Good."

3	Geography	<table border="1"> <thead> <tr> <th>Category</th> <th>Excellent (5)</th> <th>Very Good (4)</th> <th>Good (3)</th> <th>Average (2)</th> <th>Below Average (1)</th> </tr> </thead> <tbody> <tr> <td>Teacher enlightened students about future prospects of the course / subjects</td> <td>6</td> <td>4</td> <td>2</td> <td>0</td> <td>0</td> </tr> <tr> <td>The respective faculties taken regular class to improve the performance of the students</td> <td>5</td> <td>3</td> <td>3</td> <td>1</td> <td>0</td> </tr> <tr> <td>The concerned teachers provided lecture outline prior to the main discussion</td> <td>3</td> <td>4</td> <td>4</td> <td>1</td> <td>0</td> </tr> <tr> <td>Respective faculties focused on increasing students' participation in class</td> <td>5</td> <td>4</td> <td>3</td> <td>0</td> <td>0</td> </tr> <tr> <td>Faculty members facilitated the transfer of learning values such as knowledge, concepts, skills, and abilities to the students</td> <td>4</td> <td>4</td> <td>2</td> <td>2</td> <td>0</td> </tr> <tr> <td>Presentation of the concerned teachers were attractive</td> <td>6</td> <td>4</td> <td>2</td> <td>0</td> <td>0</td> </tr> <tr> <td>Relevant study materials were provided / referred to for the pursuance of the course/paper</td> <td>7</td> <td>4</td> <td>1</td> <td>0</td> <td>0</td> </tr> <tr> <td>Teachers were approachable for various situational problems</td> <td>5</td> <td>4</td> <td>2</td> <td>1</td> <td>0</td> </tr> <tr> <td>Faculties provided equal attention to all students in the class</td> <td>5</td> <td>4</td> <td>2</td> <td>1</td> <td>0</td> </tr> <tr> <td>ICT enabled teaching tools were used in classroom</td> <td>8</td> <td>4</td> <td>0</td> <td>0</td> <td>0</td> </tr> <tr> <td>Classes were interactive in nature</td> <td>6</td> <td>5</td> <td>1</td> <td>0</td> <td>0</td> </tr> <tr> <td>Syllabus of the course paper completed on time</td> <td>6</td> <td>4</td> <td>2</td> <td>0</td> <td>0</td> </tr> <tr> <td>Respective faculties were regular and punctual in taking class</td> <td>6</td> <td>4</td> <td>2</td> <td>0</td> <td>0</td> </tr> </tbody> </table>	Category	Excellent (5)	Very Good (4)	Good (3)	Average (2)	Below Average (1)	Teacher enlightened students about future prospects of the course / subjects	6	4	2	0	0	The respective faculties taken regular class to improve the performance of the students	5	3	3	1	0	The concerned teachers provided lecture outline prior to the main discussion	3	4	4	1	0	Respective faculties focused on increasing students' participation in class	5	4	3	0	0	Faculty members facilitated the transfer of learning values such as knowledge, concepts, skills, and abilities to the students	4	4	2	2	0	Presentation of the concerned teachers were attractive	6	4	2	0	0	Relevant study materials were provided / referred to for the pursuance of the course/paper	7	4	1	0	0	Teachers were approachable for various situational problems	5	4	2	1	0	Faculties provided equal attention to all students in the class	5	4	2	1	0	ICT enabled teaching tools were used in classroom	8	4	0	0	0	Classes were interactive in nature	6	5	1	0	0	Syllabus of the course paper completed on time	6	4	2	0	0	Respective faculties were regular and punctual in taking class	6	4	2	0	0	<p>The feedback received from Alumni for the Geography Department indicates a high level of satisfaction and appreciation for the department's performance. The accolades received for teaching excellence, curriculum relevance, faculty support, and facilities highlight the department's commitment to providing a high-quality educational experience that meets and exceeds Alumni' expectations.</p>
Category	Excellent (5)	Very Good (4)	Good (3)	Average (2)	Below Average (1)																																																																																		
Teacher enlightened students about future prospects of the course / subjects	6	4	2	0	0																																																																																		
The respective faculties taken regular class to improve the performance of the students	5	3	3	1	0																																																																																		
The concerned teachers provided lecture outline prior to the main discussion	3	4	4	1	0																																																																																		
Respective faculties focused on increasing students' participation in class	5	4	3	0	0																																																																																		
Faculty members facilitated the transfer of learning values such as knowledge, concepts, skills, and abilities to the students	4	4	2	2	0																																																																																		
Presentation of the concerned teachers were attractive	6	4	2	0	0																																																																																		
Relevant study materials were provided / referred to for the pursuance of the course/paper	7	4	1	0	0																																																																																		
Teachers were approachable for various situational problems	5	4	2	1	0																																																																																		
Faculties provided equal attention to all students in the class	5	4	2	1	0																																																																																		
ICT enabled teaching tools were used in classroom	8	4	0	0	0																																																																																		
Classes were interactive in nature	6	5	1	0	0																																																																																		
Syllabus of the course paper completed on time	6	4	2	0	0																																																																																		
Respective faculties were regular and punctual in taking class	6	4	2	0	0																																																																																		

4

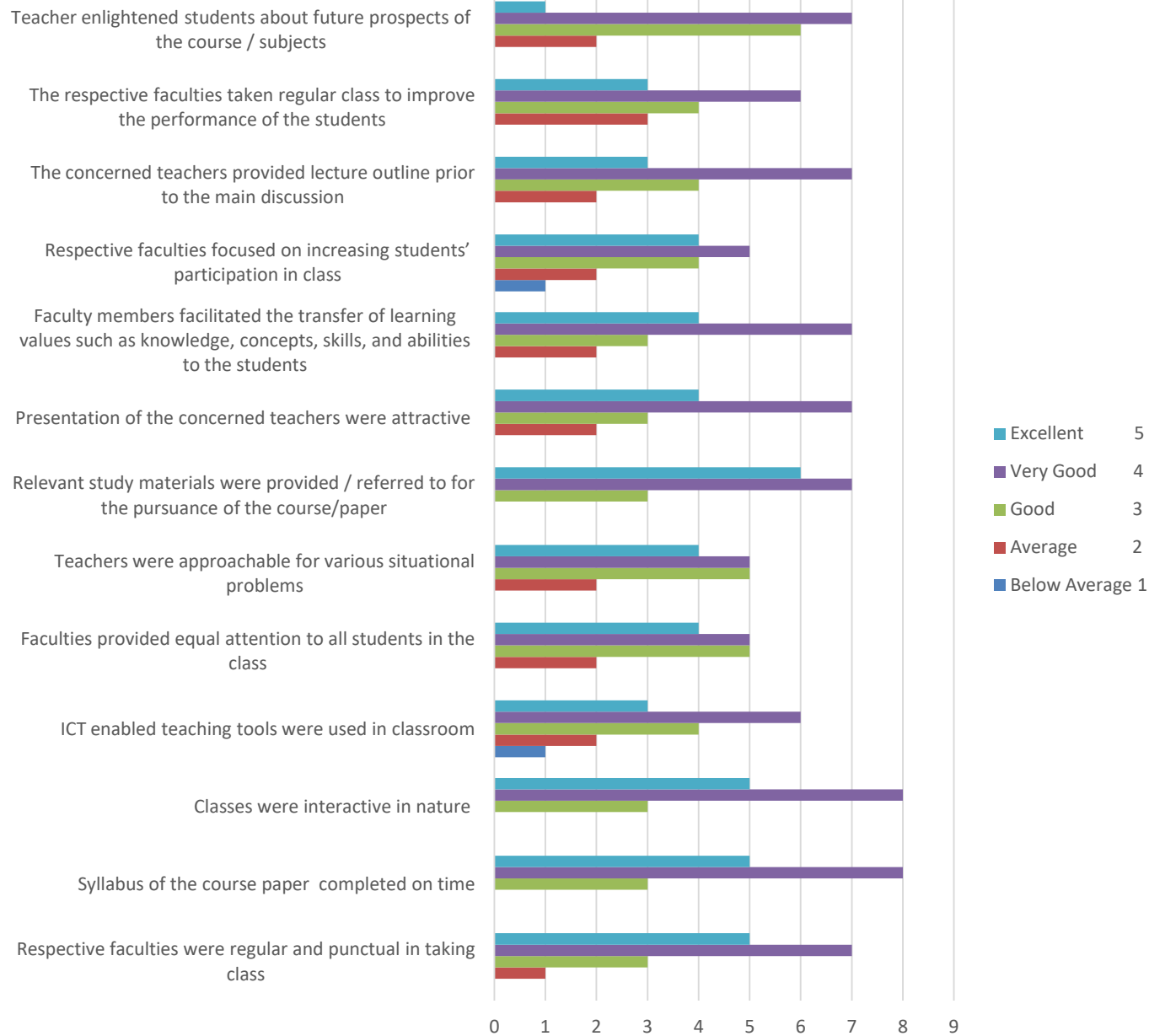
English



The feedback received from Alumni for the English Department indicates a high level of satisfaction and appreciation for the department's performance. The accolades received for teaching excellence, curriculum relevance, faculty support, and facilities highlight the department's commitment to providing a high-quality educational experience that meets and exceeds Alumni expectations.

5

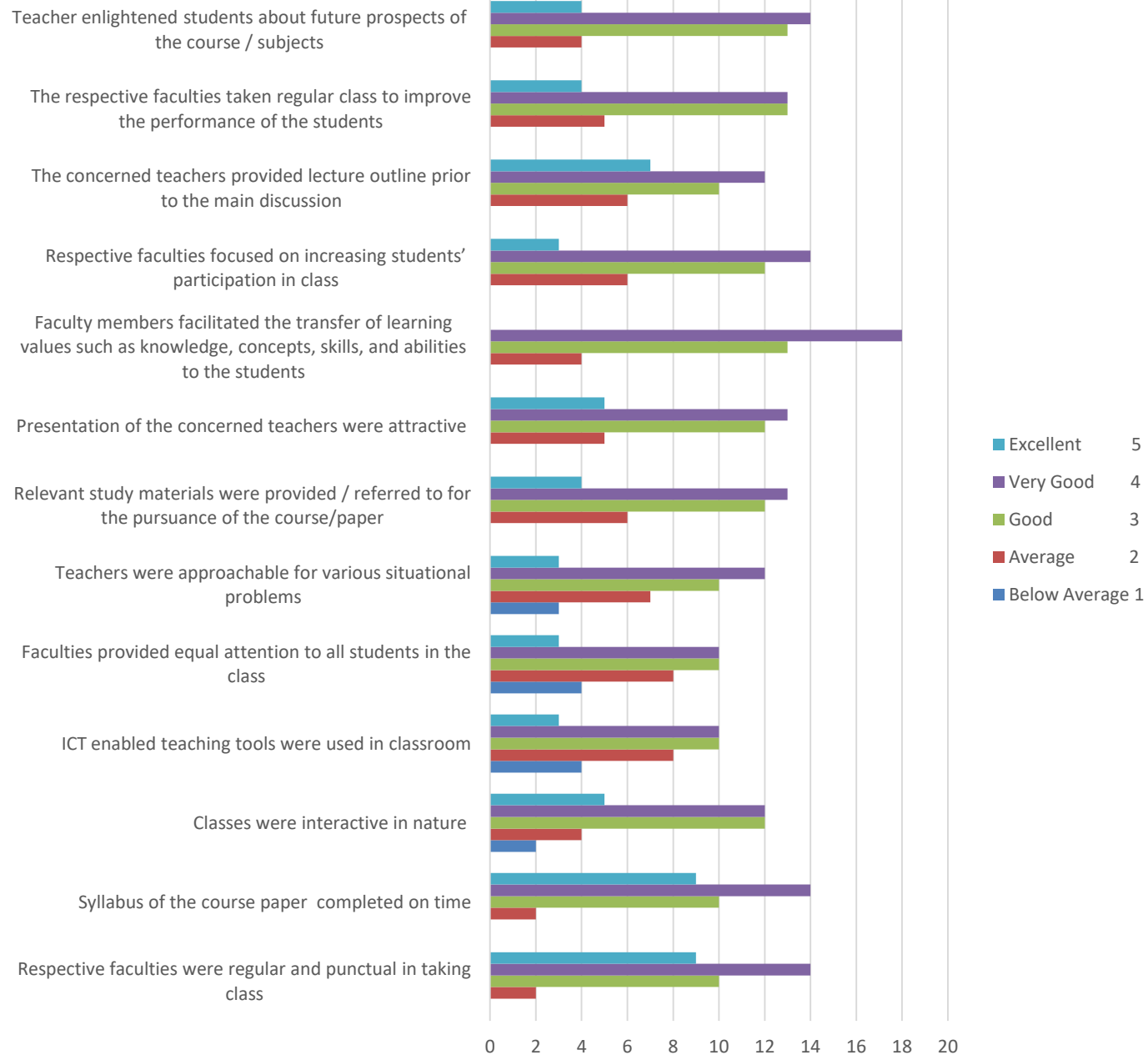
Sanskrit



This report presents an analysis of Alumni feedback collected for the Sanskrit Department, focusing on 16 responses. The feedback indicates a positive perception of the department's performance, with results ranging from "Good" to "Very Good" to "Excellent."

6

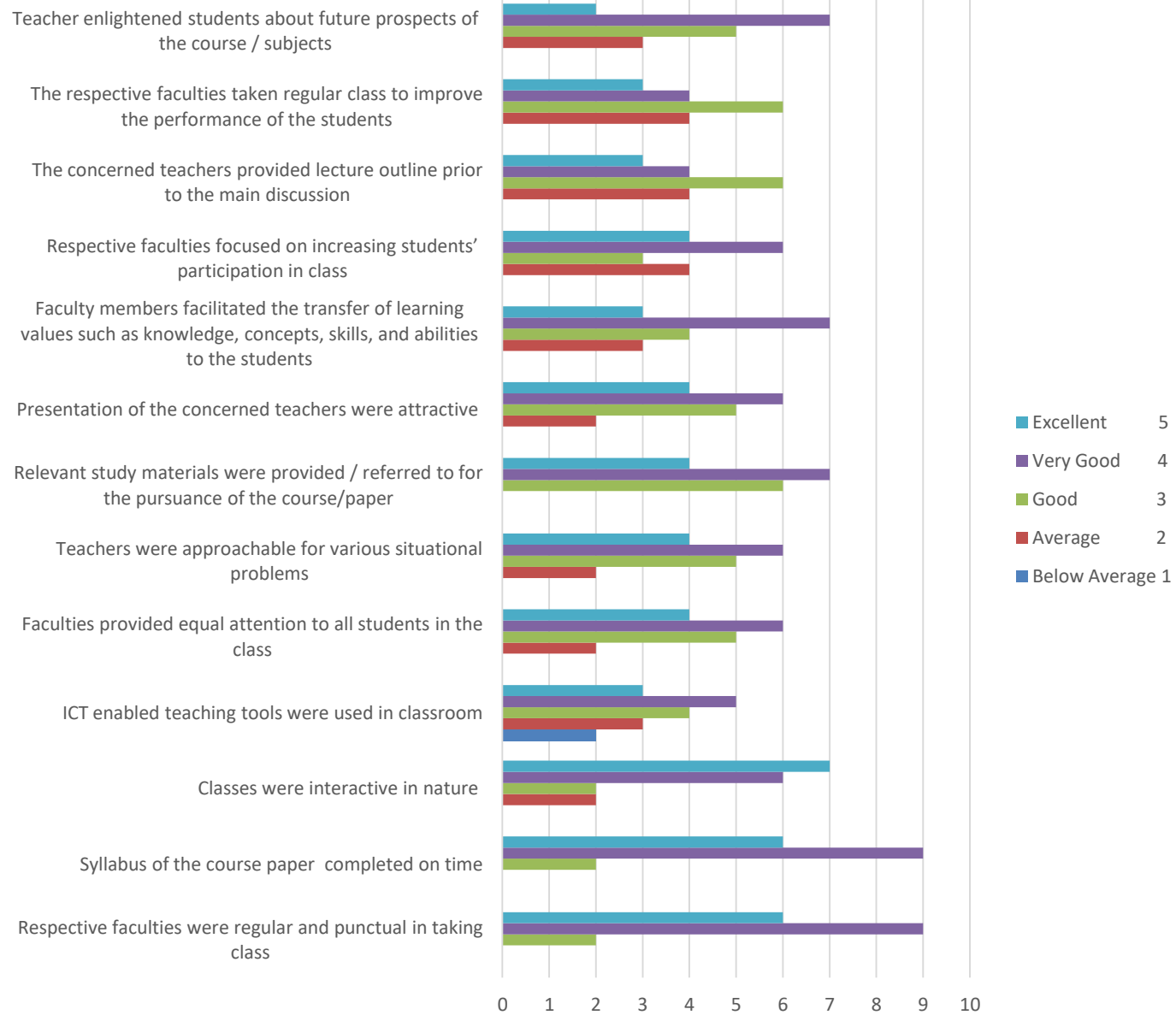
Bengali



This report presents an analysis of Alumni feedback collected for the Bengali Department, focusing on 35 responses. The feedback indicates a satisfactory to very good level of satisfaction with the department's performance.

7

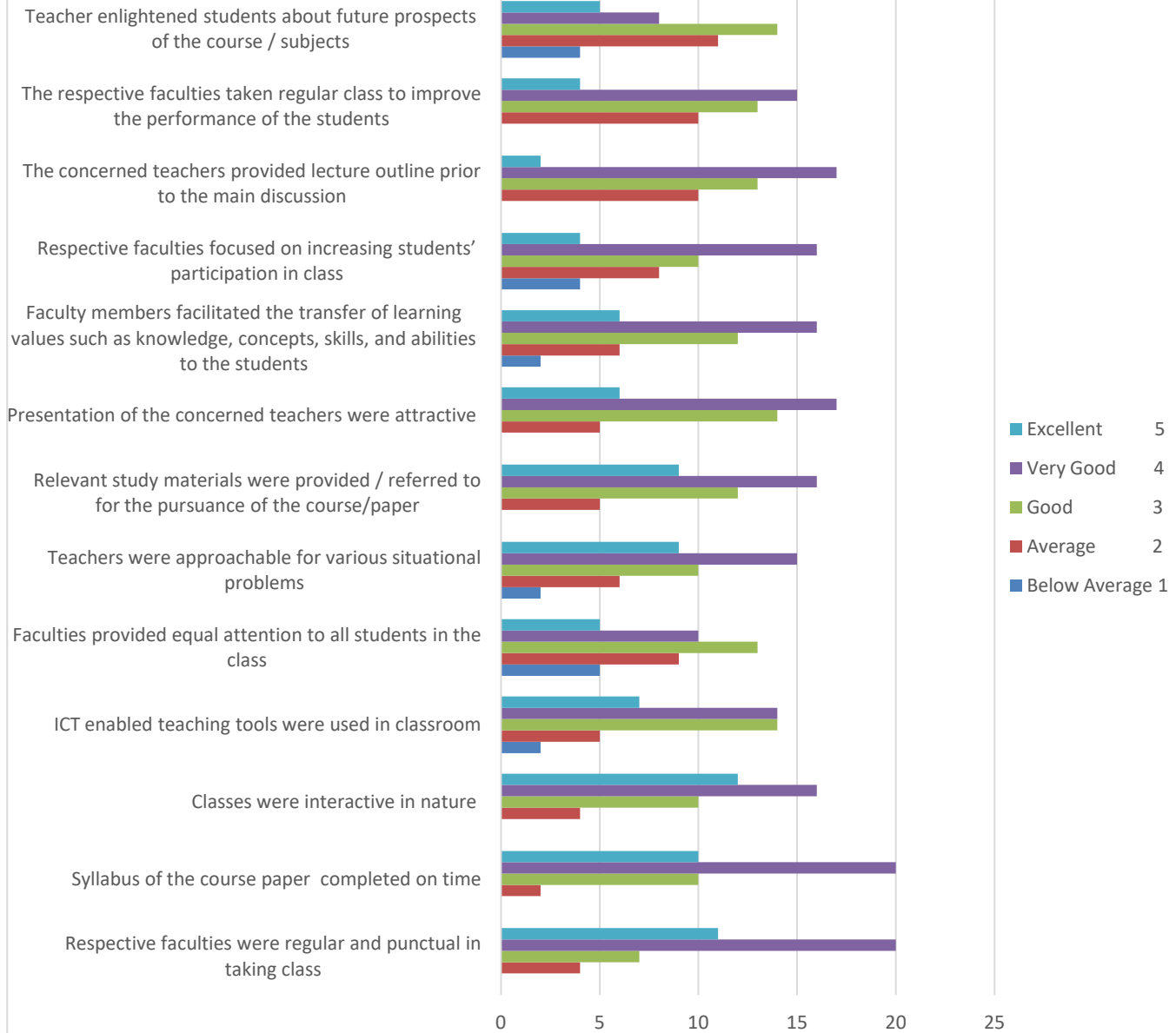
Political Science



The feedback received from Alumni for the political Science Department indicates a generally positive perception and satisfaction with the department's performance. While the majority of feedback falls within the "Very Good" and "Satisfactory" categories, there is room for improvement in certain areas to elevate the department's performance further.

8

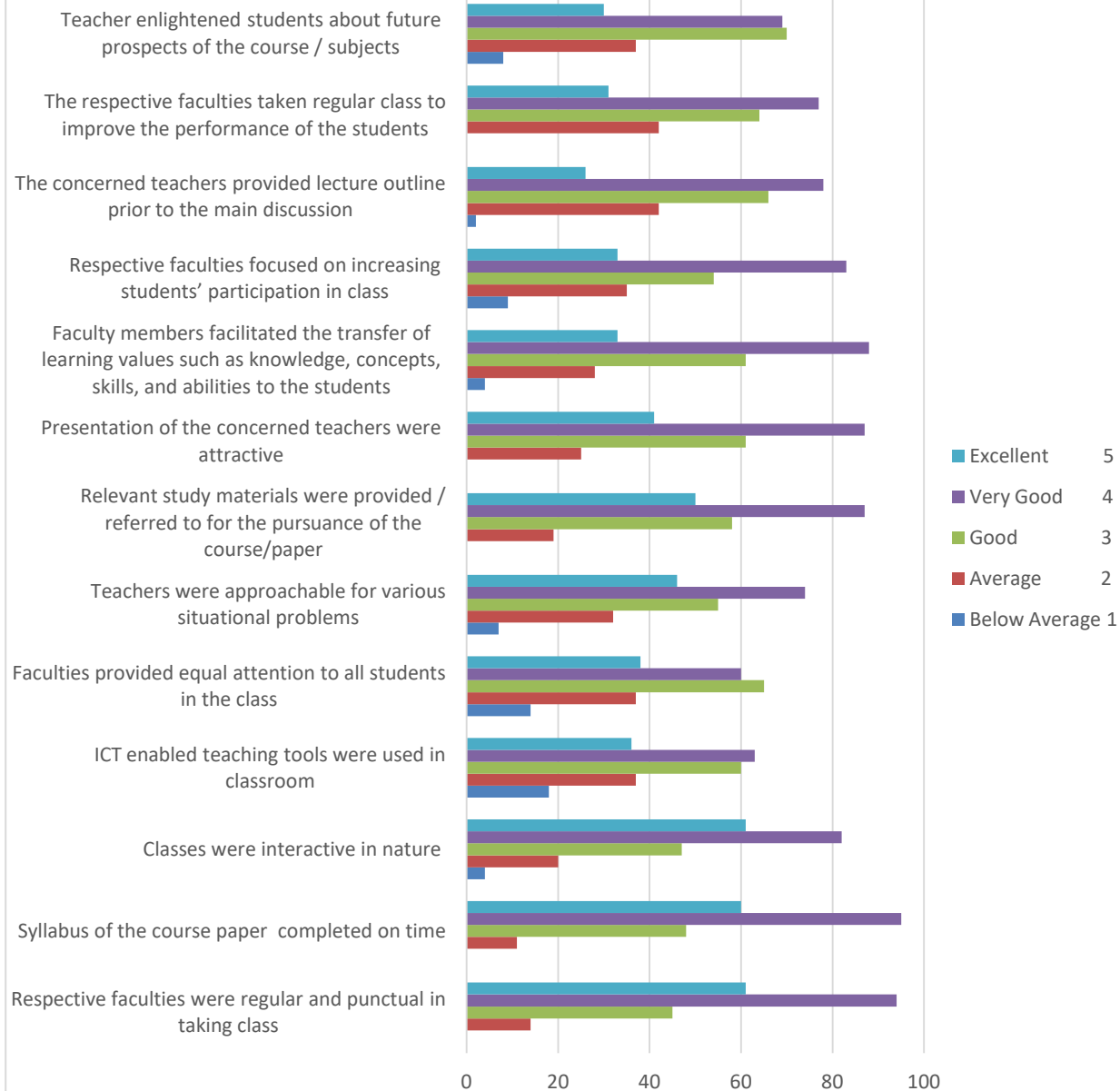
Commerce,
Physical
Education,
Mathematics,
Urdu, Arabic,
Physics,
Computer
Science



The feedback received from Alumni for these Departments indicates a generally positive perception and satisfaction with the department's performance. While the majority of feedback falls within the "Very Good" and "Satisfactory" categories, there is room for improvement in certain areas to elevate the department's performance further.

9

College Overall



The feedback received from Alumni across various parameters indicates a generally positive perception of the college's performance. While the majority of feedback is positive, there are areas that require attention and improvement to enhance the overall satisfaction levels further.

10	Conclusion	This report offers a comprehensive overview of the parent feedback received across different parameters related to the college's performance. It serves as a valuable resource for the college administration, faculty, and stakeholders to understand parent perceptions, identify strengths and areas for improvement, and make informed decisions to enhance the overall educational experience and satisfaction levels within the college community.	
----	------------	--	--

Employees' Feedback Analysis 2021-22
Hiralal Bhakat College
Nalhati, Birbhum

Employee feedback serves as a valuable tool for understanding the strengths and areas for improvement within an organization, including educational institutions like colleges. It provides insights into various aspects that directly impact the daily experiences of faculty and staff, influencing their productivity, satisfaction, and overall well-being. In this report, we analyze the feedback received from employees regarding the overall college environment, encompassing the physical infrastructure, administrative practices, academic offerings, and research activities. The aim is to identify the areas of excellence and opportunities for enhancement, guiding strategic initiatives to create a supportive and thriving environment for all members of the college.

1	Employees: Full Time- 24, SACT-30	<table border="1"> <caption>Feedback Scores by Category and Series</caption> <thead> <tr> <th>Category</th> <th>Series6 (Orange)</th> <th>Series5 (Teal)</th> <th>Series4 (Purple)</th> <th>Series3 (Green)</th> <th>Series2 (Red)</th> <th>Series1 (Blue)</th> </tr> </thead> <tbody> <tr> <td>College website is updated and well maintained</td> <td>52</td> <td>10</td> <td>25</td> <td>16</td> <td>1</td> <td>0</td> </tr> <tr> <td>College takes initiatives to encourage research and academic activities</td> <td>52</td> <td>11</td> <td>14</td> <td>14</td> <td>13</td> <td>0</td> </tr> <tr> <td>College supports the participation of faculty in conferences, seminars, workshops, symposia by...</td> <td>52</td> <td>7</td> <td>12</td> <td>18</td> <td>13</td> <td>2</td> </tr> <tr> <td>Faculty are free to express and share their opinions, ideas and suggestions</td> <td>52</td> <td>13</td> <td>18</td> <td>15</td> <td>6</td> <td>0</td> </tr> <tr> <td>College administration is approachable and faculty-friendly</td> <td>52</td> <td>7</td> <td>25</td> <td>20</td> <td>0</td> <td>0</td> </tr> <tr> <td>Examination and evaluation system followed by the college as per university guideline</td> <td>52</td> <td>4</td> <td>25</td> <td>23</td> <td>1</td> <td>0</td> </tr> <tr> <td>Labs are adequately equipped for hands-on training of students (if applicable) and research</td> <td>52</td> <td>4</td> <td>7</td> <td>17</td> <td>24</td> <td>0</td> </tr> <tr> <td>Toilets are sufficient, clean and well maintained</td> <td>52</td> <td>1</td> <td>14</td> <td>21</td> <td>14</td> <td>0</td> </tr> <tr> <td>The procedure of procurement of books etc. in library is fair and transparent</td> <td>52</td> <td>6</td> <td>0</td> <td>28</td> <td>12</td> <td>2</td> </tr> <tr> <td>The library is adequately equipped with different learning resources</td> <td>52</td> <td>6</td> <td>11</td> <td>17</td> <td>12</td> <td>0</td> </tr> <tr> <td>Teaching Aids and ICT facilities are available to the faculty in the College are adequate and satisfactory</td> <td>52</td> <td>5</td> <td>13</td> <td>21</td> <td>12</td> <td>0</td> </tr> <tr> <td>Classrooms and furniture are adequate, clean and well maintained</td> <td>52</td> <td>5</td> <td>17</td> <td>21</td> <td>9</td> <td>0</td> </tr> </tbody> </table>	Category	Series6 (Orange)	Series5 (Teal)	Series4 (Purple)	Series3 (Green)	Series2 (Red)	Series1 (Blue)	College website is updated and well maintained	52	10	25	16	1	0	College takes initiatives to encourage research and academic activities	52	11	14	14	13	0	College supports the participation of faculty in conferences, seminars, workshops, symposia by...	52	7	12	18	13	2	Faculty are free to express and share their opinions, ideas and suggestions	52	13	18	15	6	0	College administration is approachable and faculty-friendly	52	7	25	20	0	0	Examination and evaluation system followed by the college as per university guideline	52	4	25	23	1	0	Labs are adequately equipped for hands-on training of students (if applicable) and research	52	4	7	17	24	0	Toilets are sufficient, clean and well maintained	52	1	14	21	14	0	The procedure of procurement of books etc. in library is fair and transparent	52	6	0	28	12	2	The library is adequately equipped with different learning resources	52	6	11	17	12	0	Teaching Aids and ICT facilities are available to the faculty in the College are adequate and satisfactory	52	5	13	21	12	0	Classrooms and furniture are adequate, clean and well maintained	52	5	17	21	9	0	<p>The 54 feedbacks from the employees indicate that the college is performing well across various domains, from its physical environment to administration, academics, and research. These positive perceptions can significantly impact employee satisfaction, student enrollment, and the college's reputation. However, there's always room for improvement and growth. By addressing the identified opportunities and continuously striving for excellence, the college can further enhance its standing and provide an exceptional experience for</p>
Category	Series6 (Orange)	Series5 (Teal)	Series4 (Purple)	Series3 (Green)	Series2 (Red)	Series1 (Blue)																																																																																								
College website is updated and well maintained	52	10	25	16	1	0																																																																																								
College takes initiatives to encourage research and academic activities	52	11	14	14	13	0																																																																																								
College supports the participation of faculty in conferences, seminars, workshops, symposia by...	52	7	12	18	13	2																																																																																								
Faculty are free to express and share their opinions, ideas and suggestions	52	13	18	15	6	0																																																																																								
College administration is approachable and faculty-friendly	52	7	25	20	0	0																																																																																								
Examination and evaluation system followed by the college as per university guideline	52	4	25	23	1	0																																																																																								
Labs are adequately equipped for hands-on training of students (if applicable) and research	52	4	7	17	24	0																																																																																								
Toilets are sufficient, clean and well maintained	52	1	14	21	14	0																																																																																								
The procedure of procurement of books etc. in library is fair and transparent	52	6	0	28	12	2																																																																																								
The library is adequately equipped with different learning resources	52	6	11	17	12	0																																																																																								
Teaching Aids and ICT facilities are available to the faculty in the College are adequate and satisfactory	52	5	13	21	12	0																																																																																								
Classrooms and furniture are adequate, clean and well maintained	52	5	17	21	9	0																																																																																								

			everyone involved.
2	Conclusion	<p>In conclusion, the feedback from employees highlights a generally positive perception of the college across different dimensions, from the physical environment to administration, academics, and research. This positive sentiment underscores the college's efforts in creating a conducive and enriching atmosphere for work and learning. However, it also points to specific areas where targeted improvements can further elevate the college's performance and reputation.</p>	

Challenges and Actions Taken

Challenges	Action Taken
<ul style="list-style-type: none">➤ Insufficient classroom space, laboratories, or equipment➤ Poor maintenance of facilities like libraries, toilets etc.➤ Inefficient handling of student grievances or administrative tasks➤ Inadequate career counseling and placement services➤ Outdated technology in classrooms➤ Inadequate online learning platforms or digital resources	<ul style="list-style-type: none">➤ More Invest in infrastructure development and maintenance➤ More Upgrade laboratories, libraries, and other essential facilities.➤ Implement modern advance technology in classrooms, such as smart boards and audio-visual aids.➤ Provide access to digital libraries and resources➤ Engage with students, faculty, alumni, and other stakeholders in regular discussions and forums to understand their needs and concerns better➤ Establish a system for continuous monitoring and review of the implemented actions to ensure effectiveness and make necessary adjustments